

MST SERIES

CARGO TRAILERS




Shown is a MST 7x16 TA2 with optional Ladder Racks, Front Ladder, Two-Tone Package, RV Flush Lock, Bright Aluminum Front Corners, Gutter Rail with Black Vinyl Insert, and an Aluminum Treadplate Platform over the Hitch Tongue.

Real Trailers for Real Work

Superior Standards - The MST and MTT models go above and beyond typical expectations when it comes to delivering a durable, good looking trailer. Some of the outstanding standard features include: 24" stoneguard, 15" tires, .030 exterior metal, 3/4" flooring, and all-steel framing, to name but a few. See a detailed list of the superior standards on the next page.

Huge Size and Selection - Sizes range from a 5' x 8' single axle model all the way up to a 8.5' wide x 53' long 5th wheel (or gooseneck) model. Axles range from a single 3,000 lb. axle to triple 8,000 lb. axles. There are literally hundreds of length, width, and axle combinations to choose from.

Options for Everyone - Your options can be as simple as a ramp door, roof vent and D-rings for fastening down your cargo. You can also add built in lighting, electrical outlets, a generator, heating and/or air conditioning, cabinets, bathrooms, partition walls, extra height, flooring options, extra doors, windows, aluminum wheels and more. Take your time and talk to your dealer to see what is available. You'll be glad you did!



MST SERIES

CARGO TRAILERS



MST 6x12

MST 7x10 with optional roof vent

MST 4x8

WHEEL CHOCKS

Recessed or floor mounted wheel chocks are a great way to secure your motorcycle or dirt bike.



STABILIZER JACKS

Stabilizer Jacks keep your trailer level and steady during loading, unloading, and while you're working in your trailer.

Light duty stabilizer jack shown. Also available in medium and heavy duty design.



QUARTZ LIGHTS

500 watt quartz lights add a lot of light to the exterior of your trailer.



Note: An LED Exterior Light is available also. Please see your dealer for details!

VENTS

Roof Vents are available in 12-volt, 110-volt and unpowered configurations.



Flow-thru sidewall vents help control the temperature inside your trailer and provide fresh air.




WINDOWS

Popular Window Sizes

- 30" Wide X 15" Tall, Horizontal Slider Window
- 15" Wide X 30" Tall, Vertical Slider Window
- 30" Wide X 30" Tall Egress Window
- 30" Wide X 30" Tall Slider Window




5TH WHEEL AND GOOSENECK MODELS!



MTTGN 8.5x48

MSTFW 8.5 x 34 with Pin Box Coupler

E-Track With Clips



Be prepared to haul just about anything with the versatile E-Track System!

E-Track can be mounted in the floor or walls to your location specifications.

HEAVY DUTY D-RINGS



Secure your cargo and peace of mind with a set of our Heavy Duty D-rings. They are recessed in the floor to be out of the way, and are rated at 5,000 pounds capacity.

You can order your trailer with the D-Rings located to your specifications to suit your needs.


METAL COLORS

Standard Colors


Polar White



Dove Gray



Victory Red



Brandywine



Cargo Green




Black




Metallic Colors


Champagne
Beige




Light
Pewter



Silver
Mist



Medium
Charcoal



Indigo
Blue



Yellow



Orange



Extra Cost Colors

ALUMINUM WHEELS

A great looking truck demands a great looking trailer!

Choose from the classic "Mod" style or the sleek and modern aluminum Series 14 wheels to add the finishing touch to your trailer.



POP OUT TENT CAMPER

When you have more work than energy, take a quick nap in the Pop-Out Tent Camper.

The price is right and the location is always convenient!



CAR HAULER PACKAGE



Shown With Optional Car Hauler Package, Two-Tone Metal, and Steel Pull-Out Step

CAR HAULER PACKAGE

Car not included!



The **Car Hauler Package** comes with the following features:

- 16" On-Center Framing
- (4) Heavy Duty D-Rings
- "Beavertail" Rear End

The Beavertail is 2' long on 16' trailers and 4' long on trailers longer than 16'.

A "Beavertail" is a sloped floor at the back of the trailer to make it easier to load your vehicle.



Optional "Escape Door" shown on trailer with two-tone metal option.



- Shown with optional Car Hauler Package and:
- Black and White Vinyl Flooring
 - Aluminum Tread Plate on the Ramp Door and Flap
 - White Ceiling
 - Roof Vent
 - 54" "Escape Door" Above Wheel Well Box
 - Aluminum Tread Plate on Wheel Well Boxes

HUNDREDS OF OPTIONS To Choose From!



Shown is the aluminum version of the MST trailer with torsion axles, propane tanks, roof mounted air-conditioning, special rims, rollout awning, quartz lights, windows, RV door, extra LED lights, fluted, bright aluminum lower metal along the sides and more!

PLYWOOD AND ALUMINUM CABINETS




Plywood cabinets give you a great place to store your gear and work.

Add the "Shore Line", panel box, and 110-volt outlets options to complete the setup.



Aluminum cabinets are available in a variety of colors and sizes to suit your individual needs.



WEDGE NOSE OPTION

Add some style and make your trailer more aerodynamic with a wedge nose!

When adding a wedge to an 8.5' wide trailer, the call size length will change by 5'.

Example: An 8.5' x 24' trailer with a 5' wedge will become an 8.5' x 29' trailer.

Width	Wedge Size
5' or 6'	24"
7'	30"
8.5'	60"

CABINETS FOR WEDGE NOSE TRAILER



Standards and Specifications

Item	5' Wide		6' Wide		7' Wide		8.5' Wide	
	MST	MTT	MST	MTT	MST	MTT	MST	MTT
Walls	3/16" Luan	3/8" Plywood	3/16" Luan	3/8" Plywood	3/16" Luan	3/8" Plywood	3/16" Luan	3/8" Plywood
Undercoated Frame	•	•	•	•	•	•	•	•
3/4" Engineered Wood Flooring	•	•	•	•	•	•	•	•
(2) Dome Lights w/Switch	•	•	•	•	•	•	•	•
LED Marking Lights	•	•	•	•	•	•	•	•
LED Tail Lights	•	•	•	•	•	•	•	•
Rear Door Type	Single	Single	Double	Double	Double	Double	Double	Double
24" ATP Stoneguard	•	•	•	•	•	•	•	•
Coupler	2"	2"	2" ²	2" ²	2-5/16"	2-5/16"	2-5/16"	2-5/16"
2,000 lb Top Wind Jack w/Sand Pad	•	•	•	•	•	•	•	•
.030 Aluminum Exterior	•	•	•	•	•	•	•	•
Aluminum Fenders	•	•	•	•	•	•	•	•
Floor On-Center Spacing*	24" ¹	24"	24" ¹	16"	24" ¹	16"	24" ¹	16"
Sidewall On-Center Spacing*	24"	16"	24"	16"	24"	16"	16"	16"
Roof On-Center Spacing	24"	24"	24"	24"	24"	24"	24"	24"
White Mod Wheels	•	•	•	•	•	•	•	•
Tires	15" Bias	15" Radial	15" Bias	15" Radial	15" Bias	15" Radial	15" Bias	15" Radial

¹ When the GVWR is 9,900 lbs. or greater, the floor spacing is 16" on-center.

² 2-5/16" Coupler for tandem axle models.

Size and Axle Combinations

Size	Single Axle			Tandem Axle		
	2,900 lb. GVWR	3,500 lb. GVWR	5,200 lb. GVWR	7,000 lb. GVWR	9,900 lb. GVWR	12,000 lb. GVWR
5' x 8'						
5' x 10'						
5' x 12'						
6' x 8'						
6' x 10'						
6' x 12'						
6' x 14'						
6' x 16'						
7' x 10'						
7' x 12'						
7' x 14'						
7' x 16'						
7' x 18'						
7' x 20'						
8.5 x 16'						
8.5 x 18'						
8.5 x 20'						
8.5 x 22'						
8.5 x 24'						
8.5 x 26'						
8.5 x 28'						
8.5 x 30'						
8.5 x 32'						

Legend


	Not Available		2" x 6" tube, 11 ga.
	2" x 3" tube		2" x 6" tube, 7 ga.
	2" x 4" tube		

Models also available with triple axles.
Models also available with 5th wheel or gooseneck.
Please see your dealer for additional information.

Dimensions

Item	5' Wide	6' Wide	7' Wide	8.5' Wide
Side Door	24" (opt)*	32"*	36"*	36"*
Apx. Hitch Height	17"	17"	18"	18"
Apx. Interior Height	60"	72"	72"	78"
Apx. Interior Width	56"	67"	80"	96"
Apx. Exterior Height	81"	94"	97"	102"
Apx. Rear Door Opening Height	54"	66"	66"	72"
Apx. Rear Door Opening Width	51"	65"	75"	91"

* On shorter tandem axle models, a small door may be necessary and on 8'/8.5' wide trailers that are 18' and longer, a 48" door is standard. Please consult with your dealer if you have any questions. Thank You!



All of our 8.5' wide trailers have "Dust Guard" protection to minimize the infiltration of dust.

Middlebury Trailers is a proud member of The National Association of Trailer Manufacturers



Every trailer is backed by our 3-year limited warranty. See your dealer for details.



Your Professional
Middlebury Trailers
Dealer is: